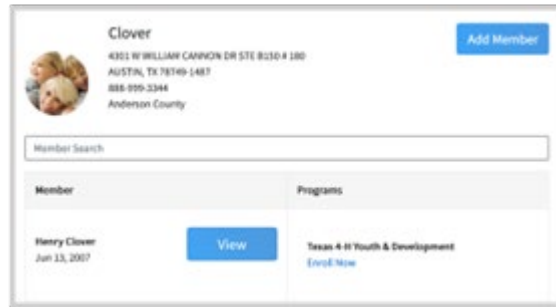


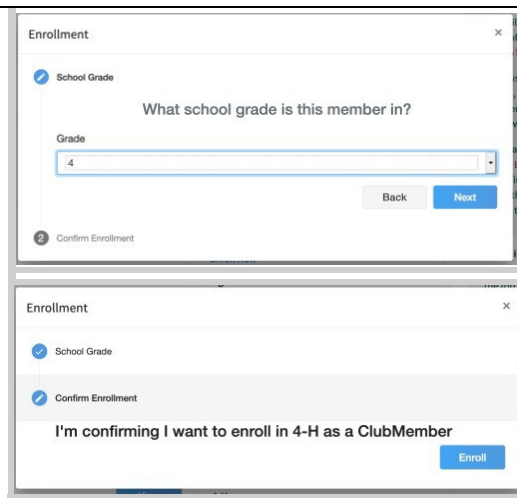
## Youth and Cloverbud Member Enrollment

If you are returning to 4-H, your member record will be listed on the family Member List. Click “Enroll Now” under the Program in which you would like to enroll.

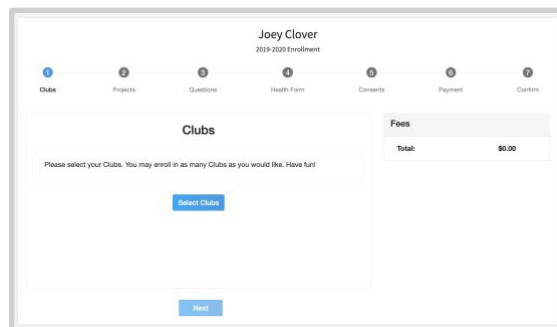
If you are a new member and your name is not yet listed, click “Add Member” and follow the steps for [“Adding a New Member to the Family.”](#) then continue to Step 1 below.



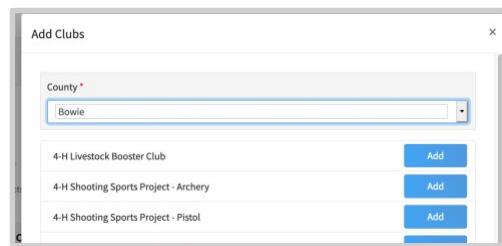
1. Select the member’s Grade and click Next.
2. Select to Confirm that you would like to enroll as a Club Member.



3. Click the Select Clubs button.



4. Select the County in which your Club is located.
5. Click Add next to the Club you would like to join.
6. Repeat steps 1-3 to add all of the Clubs in which you would like to participate.



7. If you have enrolled in more than one club, be sure the Primary club is marked correctly. If not, click the Change to Primary button to mark a different Club as your Primary Club.
8. Click the trash can icon to remove a Club from the list.
9. Once all of your Clubs are added, click Next at the bottom of the screen.

Primary	Club	Type	County	
<input checked="" type="checkbox"/>	Bowie County 4-H	Club	Bowie	<input type="checkbox"/>
<input type="checkbox"/>	Bowie County Horse Club	Club	Bowie	<input type="checkbox"/>

Fees	
Texas A&M AgriLife Extension - Youth Enrollment Fee	\$1.00
<b>Total:</b>	<b>\$1.00</b>

7. Click Select Projects

8. Select the Club with which you want your project to be associated.
9. Click the Add button next to the project you want to add to the member's enrollment.
10. Repeat steps 7-9 for each project in which you would like to participate.

NOTE: Some projects may have Consents that are required in order to participate. You will be prompted to enter the required signatures and accept the Consents after you click "Add".

11. Click the trash can icon to remove any projects.
12. Click the Next button once all the member's projects have been added.

13. Click "Show Questions"
14. Complete the enrollment questions. Some of the questions will be completed for you based on what you entered when you created your record.

NOTE: Any questions with a red asterisk (\*) are required. Questions may vary by Institution.

NOTE: Your Institution may also require you to upload pictures or documents with your enrollment.

Click the Upload button to select a file to upload.

Click the Next button at the bottom of the screen when you are finished.

Back Next

15. If your Institution requires a Health form, you will be asked to complete the Health form fields and Consents.
16. Click the Next button at the bottom of the screen when you are done.

Back Next

17. Complete any Consents your Institution requires.
18. Click the Next button at the bottom of the page when you are finished.

Total AMU AgriLife Extension - Youth Enrollment Fee	\$1.00
<b>Total:</b>	<b>\$1.00</b>

Review the enrollment information. Once you have verified that the clubs and projects are listed correctly, click the Submit button. Congratulations, your enrollment is complete!

University of Maryland - Youth Enrollment Fee	\$10.00
<b>Total:</b>	<b>\$10.00</b>

VISA 4xxx-xxxx-xxxx-1000	\$10.00 (Pending)
--------------------------	-------------------

You will receive an email to let you know your enrollment has been submitted. You will receive another email when your County Extension office has approved your enrollment. You may view the enrollment status on the Member List. Any enrollments that have fees to be paid by credit card will process when the County Extension Office approves the enrollment. Should the transaction be declined, you will receive an email notification. It will include a

You will receive an email to let you know your enrollment has been submitted. You will receive another email when your County Extension office has approved your enrollment. You may view the enrollment status on the Member List. Any enrollments that have fees to be paid by credit card will process when the County Extension Office approves the enrollment. Should the transaction be declined, you will receive an email notification. It will include a